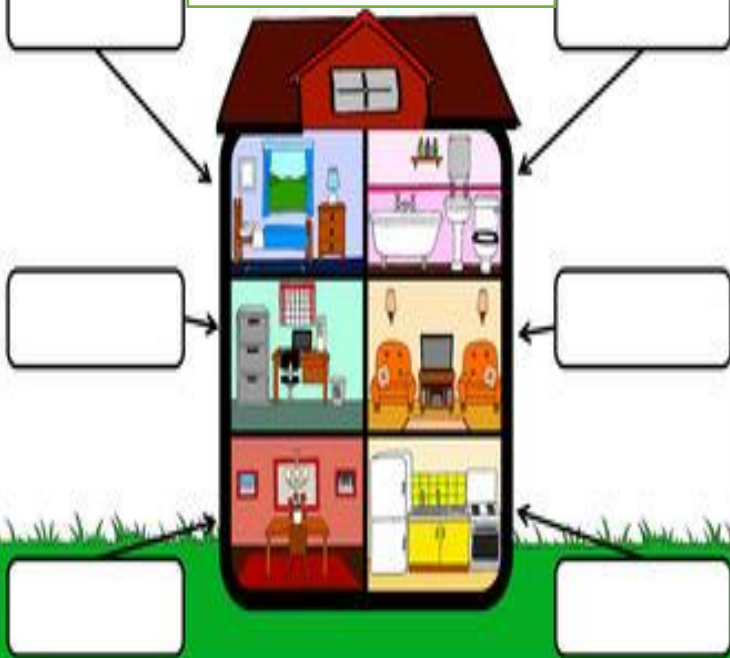


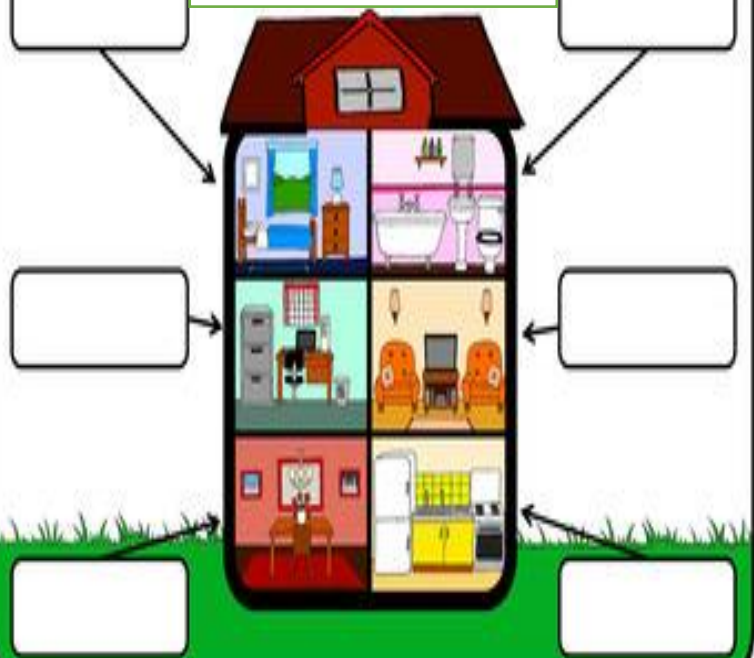
# Label the rooms

kitchen bedroom living room  
bathroom dining room study



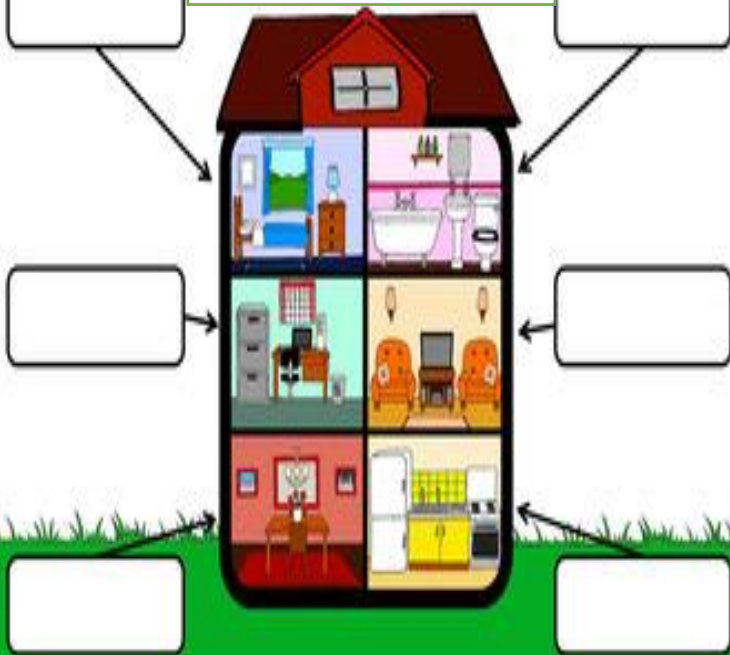
# Label the rooms

kitchen bedroom living room  
bathroom dining room study



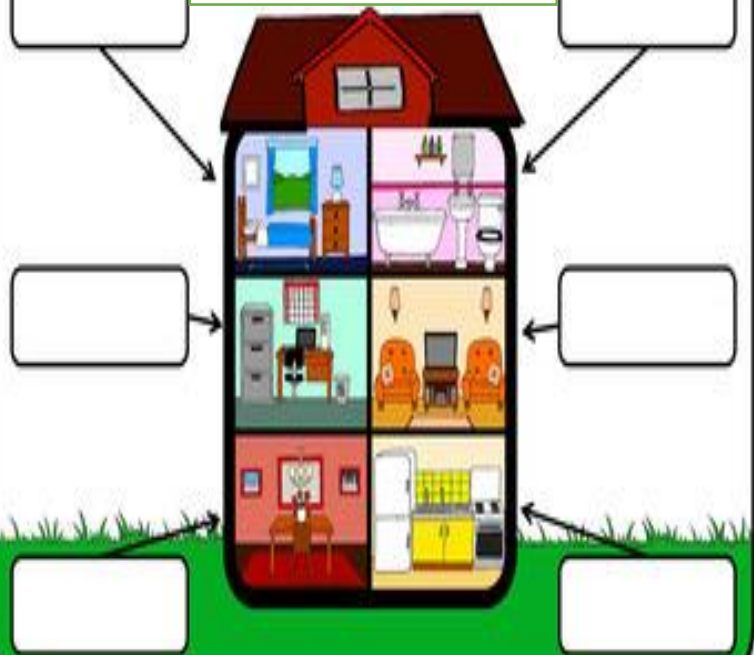
# Label the rooms

kitchen bedroom living room  
bathroom dining room study



# Label the rooms

kitchen bedroom living room  
bathroom dining room study



### Hard and Soft G Sort

Read the words in the word box. If the word starts with a **hard g** sound, like **goat**, write the word next to the goat. If the word starts with a **soft g** sound, like **giant**, write the word next to the giant.




---



---



---

goose

gas

gym

giraffe

grapes

gem




---



---



---

### Hard and Soft G Sort

Read the words in the word box. If the word starts with a **hard g** sound, like **goat**, write the word next to the goat. If the word starts with a **soft g** sound, like **giant**, write the word next to the giant.




---



---



---

goose

gas

gym

giraffe

grapes

gem




---



---



---

### Hard and Soft G Sort

Read the words in the word box. If the word starts with a **hard g** sound, like **goat**, write the word next to the goat. If the word starts with a **soft g** sound, like **giant**, write the word next to the giant.




---



---



---

goose

gas

gym

giraffe

grapes

gem




---




---



---

### Hard and Soft G Sort

Read the words in the word box. If the word starts with a **hard g** sound, like **goat**, write the word next to the goat. If the word starts with a **soft g** sound, like **giant**, write the word next to the giant.




---



---



---

goose

gas

gym

giraffe

grapes

gem




---



---



---

## Hard and Soft G

The soft g sound is made when the letter g meets e, i, or y. (change and gentle)

The hard g sounds is made when the letter g meets a, o, or u. (girl and go)

Directions: Cut out the words at the bottom of the page and glue them into the correct box.



Soft G Sound



Hard G Sound

--	--	--	--

gate	age	go	giant
goose	magic	stage	gum
gas	energy	grab	gold
huge	page	gummy	cage

## Hard and Soft G

The soft g sound is made when the letter g meets e, i, or y. (change and gentle)

The hard g sounds is made when the letter g meets a, o, or u. (girl and go)

Directions: Cut out the words at the bottom of the page and glue them into the correct box.



Soft G Sound



Hard G Sound

--	--	--	--

gate	age	go	giant
goose	magic	stage	gum
gas	energy	grab	gold
huge	page	gummy	cage

## Hard and Soft G

The soft g sound is made when the letter g meets e, i, or y. (change and gentle)

The hard g sounds is made when the letter g meets a, o, or u. (girl and go)

Directions: Cut out the words at the bottom of the page and glue them into the correct box.



Soft G Sound



Hard G Sound

--	--	--	--

gate	age	go	giant
goose	magic	stage	gum
gas	energy	grab	gold
huge	page	gummy	cage

## Hard and Soft G

The soft g sound is made when the letter g meets e, i, or y. (change and gentle)

The hard g sounds is made when the letter g meets a, o, or u. (girl and go)

Directions: Cut out the words at the bottom of the page and glue them into the correct box.



Soft G Sound





Hard G Sound

--	--	--	--


gate	age	go	giant
goose	magic	stage	gum
gas	energy	grab	gold
huge	page	gummy	cage


- Write the words in the correct spaces. Listen to check your answers.

	<b>DIALOG 1</b>	<b>Interviewer:</b> What time do you get up in the mornings, John?
		<b>John:</b> I _____ get up very early!
		<b>Interviewer:</b> Yes, but _____ early?
		<b>John:</b> At about five _____ or six!
John		usually      o'clock      how


	<b>DIALOG 2</b>	<b>Interviewer:</b> Do you get up early, Tom?
		<b>Tom:</b> _____, but not too early.
		<b>Interviewer:</b> So, at what time, _____?
		<b>Tom:</b> My mom sometimes _____ at seven.
Tom		gets me up      exactly      sometimes


- Write the words in the correct spaces. Listen to check your answers.

	<b>DIALOG 1</b>	<b>Interviewer:</b> What time do you get up in the mornings, John?
		<b>John:</b> I _____ get up very early!
		<b>Interviewer:</b> Yes, but _____ early?
		<b>John:</b> At about five _____ or six!
John		usually      o'clock      how


	<b>DIALOG 2</b>	<b>Interviewer:</b> Do you get up early, Tom?
		<b>Tom:</b> _____, but not too early.
		<b>Interviewer:</b> So, at what time, _____?
		<b>Tom:</b> My mom sometimes _____ at seven.
Tom		gets me up      exactly      sometimes


- Write the words in the correct spaces. Listen to check your answers.

	<b>DIALOG 1</b>	<b>Interviewer:</b> What time do you get up in the mornings, John?
		<b>John:</b> I _____ get up very early!
		<b>Interviewer:</b> Yes, but _____ early?
		<b>John:</b> At about five _____ or six!
John		usually      o'clock      how

	<b>DIALOG 2</b>	<b>Interviewer:</b> Do you get up early, Tom?
		<b>Tom:</b> _____, but not too early.
		<b>Interviewer:</b> So, at what time, _____?
		<b>Tom:</b> My mom sometimes _____ at seven.
Tom		gets me up      exactly      sometimes

- Write the words in the correct spaces. Listen to check your answers.

	<b>DIALOG 1</b>	<b>Interviewer:</b> What time do you get up in the mornings, John?
		<b>John:</b> I _____ get up very early!
		<b>Interviewer:</b> Yes, but _____ early?
		<b>John:</b> At about five _____ or six!
John		usually      o'clock      how









	<b>DIALOG 2</b>	<b>Interviewer:</b> Do you get up early, Tom?
		<b>Tom:</b> _____, but not too early.
		<b>Interviewer:</b> So, at what time, _____?
		<b>Tom:</b> My mom sometimes _____ at seven.
Tom		gets me up      exactly      sometimes

## Daily Routines

### MATCHING WORKSHEET

Match The Daily Routine With The Correct Picture











- |    |                  |   |   |  |
|----|------------------|---|---|--|
| 1. | get dressed      | • | • |   |
| 2. | go to bed        | • | • |   |
| 3. | go to school     | • | • |   |
| 4. | have breakfast   | • | • |   |
| 5. | wake up          | • | • |   |
| 6. | eat dinner       | • | • |   |
| 7. | brush your teeth | • | • |   |
| 8. | take a shower    | • | • |  |

## Daily Routines

### MATCHING WORKSHEET

Match The Daily Routine With The Correct Picture











- |    |                  |   |   |  |
|----|------------------|---|---|--|
| 1. | get dressed      | • | • |   |
| 2. | go to bed        | • | • |   |
| 3. | go to school     | • | • |   |
| 4. | have breakfast   | • | • |   |
| 5. | wake up          | • | • |   |
| 6. | eat dinner       | • | • |   |
| 7. | brush your teeth | • | • |   |
| 8. | take a shower    | • | • |  |

## Daily Routines

### MATCHING WORKSHEET

Match The Daily Routine With The Correct Picture











- |    |                  |   |   |   |
|----|------------------|---|---|---|
| 1. | get dressed      | • | • |  |
| 2. | go to bed        | • | • |  |
| 3. | go to school     | • | • |  |
| 4. | have breakfast   | • | • |  |
| 5. | wake up          | • | • |  |
| 6. | eat dinner       | • | • |  |
| 7. | brush your teeth | • | • |  |
| 8. | take a shower    | • | • |  |

## Daily Routines

### MATCHING WORKSHEET

Match The Daily Routine With The Correct Picture



- |    |                  |   |   |   |
|----|------------------|---|---|---|
| 1. | get dressed      | • | • |  |
| 2. | go to bed        | • | • |  |
| 3. | go to school     | • | • |  |
| 4. | have breakfast   | • | • |  |
| 5. | wake up          | • | • |  |
| 6. | eat dinner       | • | • |  |
| 7. | brush your teeth | • | • |  |
| 8. | take a shower    | • | • |  |

# Frequency Adverbs

**Definition:** An adverb of frequency describes how often an action happens.

(Definición: Un adverbio de frecuencia describe cuan a menudo ocurre una acción)

★★★	★★★	★★★	★★★
always	usually	sometimes	never

**\* Look for the drawings and stars. Then complete the sentences about sports and hobbies.**  
(Observa los dibujos y estrellas, luego completa las oraciones sobre deportes y pasatiempos.)

Example:



★★★  
I \_\_\_\_\_ usually \_\_\_\_\_ read books.



★★★  
I \_\_\_\_\_ listen to music.



★★★  
I \_\_\_\_\_ swim in the sea.



★★★  
I \_\_\_\_\_ cook cupcakes.



★★★  
I \_\_\_\_\_ play football.



★★★  
I \_\_\_\_\_ ride my bike.

# Frequency Adverbs

**Definition:** An adverb of frequency describes how often an action happens.

(Definición: Un adverbio de frecuencia describe cuan a menudo ocurre una acción)

★★★	★★★	★★★	★★★
always	usually	sometimes	never

**\* Look for the drawings and stars. Then complete the sentences about sports and hobbies.**  
(Observa los dibujos y estrellas, luego completa las oraciones sobre deportes y pasatiempos.)

Example:



★★★  
I \_\_\_\_\_ usually \_\_\_\_\_ read books.



★★★  
I \_\_\_\_\_ listen to music.



★★★  
I \_\_\_\_\_ swim in the sea.



★★★  
I \_\_\_\_\_ cook cupcakes.



★★★  
I \_\_\_\_\_ play football.



★★★  
I \_\_\_\_\_ ride my bike.

Name \_\_\_\_\_

# Spring Sequencing

Read the passage. Cut &amp; paste the events in the correct order.

First, she planted seeds.  
 Next, the sun came out.  
 Then, a tiny plant popped up.  
 Finally, a flower bloomed.

First	Next	Then	Finally
-------	------	------	---------



Name \_\_\_\_\_

# Spring Sequencing

Read the passage. Cut &amp; paste the events in the correct order.

First, she planted seeds.  
 Next, the sun came out.  
 Then, a tiny plant popped up.  
 Finally, a flower bloomed.

First	Next	Then	Finally
-------	------	------	---------



Name \_\_\_\_\_

# Spring Sequencing

Read the passage. Cut &amp; paste the events in the correct order.

First, she planted seeds.  
 Next, the sun came out.  
 Then, a tiny plant popped up.  
 Finally, a flower bloomed.

First	Next	Then	Finally
-------	------	------	---------



Name \_\_\_\_\_

# Spring Sequencing

Read the passage. Cut &amp; paste the events in the correct order.

First, she planted seeds.  
 Next, the sun came out.  
 Then, a tiny plant popped up.  
 Finally, a flower bloomed.

First	Next	Then	Finally
-------	------	------	---------




## A Day at the Park

Name \_\_\_\_\_

I love going to the park with my friends. We always play on the swings when we get there. Also, my friends and I climb on the ropes. We get excited when the ice cream man comes. We have to wait in line to get some. After we finish our ice cream, we usually play tag. I love to run around and catch my friends. They run very fast! Another game we play is Hide and Seek. After I count to ten, I have to find all of my friends. I look for my friends under the slide and behind the benches. It is easy to find them all! After the game, our moms tell us it is time to go home. It has been a busy day for all of us!

**Put the sentences in order from  
1-6 according to the  
paragraph!**

- \_\_\_\_\_ We play tag.
- \_\_\_\_\_ I look for my friends under the slide.
- \_\_\_\_\_ My friends and I play on the swings.
- \_\_\_\_\_ The ice cream man comes.
- \_\_\_\_\_ It is time to go home.
- \_\_\_\_\_ I climb on the rope.



M. Aramini ©2014


## A Day at the Park

Name \_\_\_\_\_

I love going to the park with my friends. We always play on the swings when we get there. Also, my friends and I climb on the ropes. We get excited when the ice cream man comes. We have to wait in line to get some. After we finish our ice cream, we usually play tag. I love to run around and catch my friends. They run very fast! Another game we play is Hide and Seek. After I count to ten, I have to find all of my friends. I look for my friends under the slide and behind the benches. It is easy to find them all! After the game, our moms tell us it is time to go home. It has been a busy day for all of us!

**Put the sentences in order from  
1-6 according to the  
paragraph!**

- \_\_\_\_\_ We play tag.
- \_\_\_\_\_ I look for my friends under the slide.
- \_\_\_\_\_ My friends and I play on the swings.
- \_\_\_\_\_ The ice cream man comes.
- \_\_\_\_\_ It is time to go home.
- \_\_\_\_\_ I climb on the rope.



M. Aramini ©2014

# ADVERBS OF FREQUENCY

ALWAYS

USUALLY

OFTEN

SOMETIMES

NEVER

1. Look the picture and choose the correct adverb of frequency.



My mother \_\_\_\_\_ eats bananas.



Peter \_\_\_\_\_ plays the guitar.



They \_\_\_\_\_ drink orange juice.



My sister \_\_\_\_\_ goes to the beach.

2. Write the correct adverb of frequency and choose the correct verb.

❖ Peter and Lucy \_\_\_\_\_ tennis after the school.

❖ My brother \_\_\_\_\_ before 7 o'clock on Sundays

❖ My parents \_\_\_\_\_ breakfast together at the weekend.

❖ He \_\_\_\_\_ to the radio.

❖ They \_\_\_\_\_ their mother in the kitchen.

❖ Steven \_\_\_\_\_ TV in the afternoon.

❖ We \_\_\_\_\_ the dog in the park.

# ADVERBS OF FREQUENCY

ALWAYS

USUALLY

OFTEN

SOMETIMES

NEVER

1. Look the picture and choose the correct adverb of frequency.



My mother \_\_\_\_\_ eats bananas.



Peter \_\_\_\_\_ plays the guitar.



They \_\_\_\_\_ drink orange juice.



My sister \_\_\_\_\_ goes to the beach.

2. Write the correct adverb of frequency and choose the correct verb.

❖ Peter and Lucy \_\_\_\_\_ tennis after the school.

❖ My brother \_\_\_\_\_ before 7 o'clock on Sundays

❖ My parents \_\_\_\_\_ breakfast together at the weekend.

❖ He \_\_\_\_\_ to the radio.

❖ They \_\_\_\_\_ their mother in the kitchen.

❖ Steven \_\_\_\_\_ TV in the afternoon.

❖ We \_\_\_\_\_ the dog in the park.

**Plural Nouns (ves)**

**Remember:** (1) To make most singular nouns that end in 'f' or 'fe' plural, you must change the 'f' or 'fe' to 'v' and add 'es'.

(2) If a singular noun ends in 'ff', just add 's' to make it plural.

(3) There are some words that do not follow these rules.

**Write the plural noun for each word.**

<u>Singular</u>	<u>Plural</u>
1. Leaf	<input type="text"/>
2. Handcuff	<input type="text"/>
3. Wife	<input type="text"/>
4. Half	<input type="text"/>
5. Knife	<input type="text"/>
6. Thief	<input type="text"/>
7. Calf	<input type="text"/>
8. Staff	<input type="text"/>

**Plural Nouns (ves)**

**Remember:** (1) To make most singular nouns that end in 'f' or 'fe' plural, you must change the 'f' or 'fe' to 'v' and add 'es'.

(2) If a singular noun ends in 'ff', just add 's' to make it plural.

(3) There are some words that do not follow these rules.

**Write the plural noun for each word.**

<u>Singular</u>	<u>Plural</u>
1. Leaf	<input type="text"/>
2. Handcuff	<input type="text"/>
3. Wife	<input type="text"/>
4. Half	<input type="text"/>
5. Knife	<input type="text"/>
6. Thief	<input type="text"/>
7. Calf	<input type="text"/>
8. Staff	<input type="text"/>

**Plural Nouns (ves)**

**Remember:** (1) To make most singular nouns that end in 'f' or 'fe' plural, you must change the 'f' or 'fe' to 'v' and add 'es'.

(2) If a singular noun ends in 'ff', just add 's' to make it plural.

(3) There are some words that do not follow these rules.

**Write the plural noun for each word.**

<u>Singular</u>	<u>Plural</u>
1. Leaf	<input type="text"/>
2. Handcuff	<input type="text"/>
3. Wife	<input type="text"/>
4. Half	<input type="text"/>
5. Knife	<input type="text"/>
6. Thief	<input type="text"/>
7. Calf	<input type="text"/>
8. Staff	<input type="text"/>

**Plural Nouns (ves)**

**Remember:** (1) To make most singular nouns that end in 'f' or 'fe' plural, you must change the 'f' or 'fe' to 'v' and add 'es'.

(2) If a singular noun ends in 'ff', just add 's' to make it plural.

(3) There are some words that do not follow these rules.

**Write the plural noun for each word.**

<u>Singular</u>	<u>Plural</u>
1. Leaf	<input type="text"/>
2. Handcuff	<input type="text"/>
3. Wife	<input type="text"/>
4. Half	<input type="text"/>
5. Knife	<input type="text"/>
6. Thief	<input type="text"/>
7. Calf	<input type="text"/>
8. Staff	<input type="text"/>

***Singular to Plural by Replacing 'f' or 'fe' with 'ves'***

Most nouns ending in -f, replace it with '-ves' to form plural

<u>Singular</u>	<u>Plural</u>		<u>Singular</u>	<u>Plural</u>		<u>Singular</u>	<u>Plural</u>
wolf	wol <b>ves</b>		shelf	shel <b>ves</b>		elf	el <b>ves</b>
thief	thie <b>ves</b>		leaf	lea <b>ves</b>		scarf	scar <b>ves</b>

Some nouns ending in -fe, replace it with '-ves' to form plural

<u>Singular</u>	<u>Plural</u>		<u>Singular</u>	<u>Plural</u>		<u>Singular</u>	<u>Plural</u>
life	li <b>ves</b>		wife	wi <b>ves</b>		knife	kni <b>ves</b>

Exceptions to the above

<u>Singular</u>	<u>Plural</u>		<u>Singular</u>	<u>Plural</u>		<u>Singular</u>	<u>Plural</u>
dwarf	dwarf <b>s</b>		roof	roof <b>s</b>		proof	proof <b>s</b>

***Singular to Plural by Replacing 'f' or 'fe' with 'ves'***

Most nouns ending in -f, replace it with '-ves' to form plural

<u>Singular</u>	<u>Plural</u>		<u>Singular</u>	<u>Plural</u>		<u>Singular</u>	<u>Plural</u>
wolf	wol <b>ves</b>		shelf	shel <b>ves</b>		elf	el <b>ves</b>
thief	thie <b>ves</b>		leaf	lea <b>ves</b>		scarf	scar <b>ves</b>

Some nouns ending in -fe, replace it with '-ves' to form plural

<u>Singular</u>	<u>Plural</u>		<u>Singular</u>	<u>Plural</u>		<u>Singular</u>	<u>Plural</u>
life	li <b>ves</b>		wife	wi <b>ves</b>		knife	kni <b>ves</b>

Exceptions to the above

<u>Singular</u>	<u>Plural</u>		<u>Singular</u>	<u>Plural</u>		<u>Singular</u>	<u>Plural</u>
dwarf	dwarf <b>s</b>		roof	roof <b>s</b>		proof	proof <b>s</b>

***Singular to Plural by Replacing 'f' or 'fe' with 'ves'***

Most nouns ending in -f, replace it with '-ves' to form plural

<u>Singular</u>	<u>Plural</u>		<u>Singular</u>	<u>Plural</u>		<u>Singular</u>	<u>Plural</u>
wolf	wol <b>ves</b>		shelf	shel <b>ves</b>		elf	el <b>ves</b>
thief	thie <b>ves</b>		leaf	lea <b>ves</b>		scarf	scar <b>ves</b>

Some nouns ending in -fe, replace it with '-ves' to form plural

<u>Singular</u>	<u>Plural</u>		<u>Singular</u>	<u>Plural</u>		<u>Singular</u>	<u>Plural</u>
life	li <b>ves</b>		wife	wi <b>ves</b>		knife	kni <b>ves</b>

Exceptions to the above

<u>Singular</u>	<u>Plural</u>		<u>Singular</u>	<u>Plural</u>		<u>Singular</u>	<u>Plural</u>
dwarf	dwarf <b>s</b>		roof	roof <b>s</b>		proof	proof <b>s</b>

## Grammar

Write the plural form of each word in brackets.

Remember to change the 'f' to a 'v' before adding 'es.'

1. The pack of \_\_\_\_\_ ate the little rabbits. (**wolf**)
2. We use \_\_\_\_\_ to chop up vegetables. (**knife**)
3. During covid, all of the \_\_\_\_\_ were empty. (**shelf**)
4. The baker made 25 \_\_\_\_\_ of bread. (**loaf**)
5. What colour are the \_\_\_\_\_ on the trees? (**leaf**)
6. Some Muslims have many \_\_\_\_\_. (**wife**)
7. Baby cows are called \_\_\_\_\_. (**calf**)
8. I stumbled across a den of \_\_\_\_\_. (**thief**)
9. The \_\_\_\_\_ of all children are important. (**life**)
10. Santa Clause has many \_\_\_\_\_. (**elf**)

## Grammar

Write the plural form of each word in brackets.

Remember to change the 'f' to a 'v' before adding 'es.'

1. The pack of \_\_\_\_\_ ate the little rabbits. (**wolf**)
2. We use \_\_\_\_\_ to chop up vegetables. (**knife**)
3. During covid, all of the \_\_\_\_\_ were empty. (**shelf**)
4. The baker made 25 \_\_\_\_\_ of bread. (**loaf**)
5. What colour are the \_\_\_\_\_ on the trees? (**leaf**)
6. Some Muslims have many \_\_\_\_\_. (**wife**)
7. Baby cows are called \_\_\_\_\_. (**calf**)
8. I stumbled across a den of \_\_\_\_\_. (**thief**)
9. The \_\_\_\_\_ of all children are important. (**life**)
10. Santa Clause has many \_\_\_\_\_. (**elf**)